

NORMACLAMP® TORRO®

Worm drive hose clamps in accordance with DIN 3017

NORMACLAMP® TORRO® multi-range hose clamps are ideally suited to applications with high mechanical loads. Thanks to the continuous developments these products have undergone, they remain the benchmark within modern clamp construction. The key feature of a NORMACLAMP® TORRO® product is its asymmetrical construction - an instant sign that it is a genuine TORRO®. Asymmetric housing provides high clamping force and superior torque strength. Even distribution of clamping pressure. Clamp aligns perfectly on the hose and ensures the optimal sealing of the connection.

- 1 Improved asymmetric housing**
– even distribution of forces and safe assembly
- 2 Screw support**
– Ease of assembly due to the safe guidance of the emerging band end
- 3 Material and clamping range stamped on the band**
– prevention of errors
- 4 Asymmetric extension**
– prevents the housing from tilting over when the clamp is tightened
- 5 Short housing saddle**
– even contact pressure
– improved efficiency
- 6 Smooth or stamped inside of band**
– optimal hose protection



Advantages at a glance

- Multi-range hose clamp
- Material W1, W2, W3, W4, W5
- No chromium(VI) to be used for coating purposes
- Clamping ranges in acc. with DIN 3017:
8-16 mm to 140-160 mm
- Larger diameters available on request

Applications

- Joining cooling water lines
- Depressurised and pressurised fuel lines and ventilation systems
- Oil lines
- Joining lines in sanitary applications
- Joining lines in machine building applications
- Lines in the household appliance industry
- Hose lines in the commercial vehicle industry

NORMACLAMP® TORRO®

Types of clamp band and screw



Band width 7.5 mm

- W2, W3 with smooth inside

Band width 9 mm

- W1 with smooth inside
- W2, W3, W4, W5 with stamped inside

Band width 12 mm

- W1, W2, W3 with smooth inside
- W4, W5 with stamped inside

		W1	W2	W3	W4	W5
Phillips head	SW 7*	•	•			
Slotted head	SW 7			•	•	•

* Band width 7.5 mm = SW 6



Materials

W1*	W2	W3	W4	W5
x	x	x	x	x

* No chromium(VI) used for the coating on the closure components

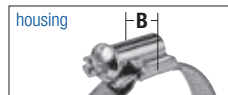
Material	Corrosion resistance in salt spray testing
W1	Min. 144 h
W2	Min. 72 h
W3	Min. 200 h*
W4	Min. 400 h
W5	Min. 1000 h

NORMACLAMP® TORRO®

Sizes, band widths & materials

NORMACLAMP® TORRO®													
Width	Designation	Clamping ranges		B	h	L	s	S (W1 only)	W1	W2	W3	W4	W5
		in mm	in inches										
7.5	TORRO 8-12/7.5	8-12	5/16-1/2	11.5	9.2	17.6	0.6			X	X		
	TORRO 10-16/7.5	10-16	3/8-5/8	11.5	9.2	17.6	0.6			X	X		
	TORRO 12-18/7.5	12-18	1/2-3/4	11.5	9.2	17.6	0.6			X	X		
	TORRO 12-22/7.5	12-22	1/2-7/8	11.5	9.2	17.6	0.6			X	X		
	TORRO 16-27/7.5	16-27	5/8-11/16	11.5	9.2	17.6	0.6			X	X		
9	TORRO 8-12/9	8-12	5/16-1/2	13.0	11.0	21.0	0.7	0.8	X	X	X	X	X
	TORRO 8-16/9	8-16	5/16-5/8	13.0	11.0	21.0	0.7			X	X	X	X
	TORRO 10-16/9	10-16	3/8-5/8	13.0	11.0	21.0	0.7	0.8	X				
	TORRO 12-18/9	12-18	1/2-3/4	13.0	11.0	21.0	0.7	0.8	X				
	TORRO 12-22/9	12-22	1/2-7/8	13.0	11.0	24.0	0.7	0.8	X	X	X	X	X
	TORRO 16-27/9	16-27	5/8-1 1/16	13.0	11.0	24.0	0.7	0.8	X	X	X	X	X
	TORRO 20-32/9	20-32	3/4-1 1/4	13.0	11.0	24.0	0.7	0.8	X	X	X	X	X
	TORRO 25-40/9	25-40	1-1 5/8	13.0	11.0	26.0	0.7	0.8	X	X	X	X	X
	TORRO 30-45/9	30-45	1 3/16-1 3/4	13.0	11.0	26.0	0.7	0.8	X	X	X	X	X
	TORRO 35-50/9	35-50	1 3/8-2	13.0	11.0	26.0	0.7	0.8	X	X	X	X	X
	TORRO 40-60/9	40-60	1 5/8-2 3/8	13.0	11.0	26.0	0.7	0.8	X	X	X	X	X
	TORRO 50-70/9	50-70	2-2 3/4	13.0	11.0	26.0	0.7	0.8	X	X	X	X	X
	TORRO 60-80/9	60-80	2 3/8-3 1/8	13.0	11.0	26.0	0.7	0.8	X	X	X	X	X
	TORRO 70-90/9	70-90	2 3/4-3 1/2	13.0	11.0	26.0	0.7	0.8	X	X	X	X	X
	TORRO 80-100/9	80-100	3 1/8-4	13.0	11.0	26.0	0.7	0.8	X	X	X	X	X
	TORRO 90-110/9	90-110	3 1/2-4 3/8	13.0	11.0	26.0	0.7	0.8	X	X	X	X	X
	TORRO 100-120/9	100-120	4-4 3/4	13.0	11.0	26.0	0.7	0.8	X	X	X	X	X
	TORRO 110-130/9	110-130	4 3/8-5 1/8	13.0	11.0	26.0	0.7	0.8	X	X	X	X	X
	TORRO 120-140/9	120-140	4 3/4-5 1/2	13.0	11.0	26.0	0.7	0.8	X	X	X	X	X
TORRO 130-150/9	130-150	5 1/8-5 7/8	13.0	11.0	26.0	0.7	0.8	X	X	X	X	X	
TORRO 140-160/9	140-160	5 1/2-6 1/4	13.0	11.0	26.0	0.7	0.8	X	X	X	X	X	
12	TORRO 16-27/12	16-27	5/8-1 1/16	14.6	12.5	30.0	0.8	0.8	X	X	X	X	X
	TORRO 20-32/12	20-32	3/4-1 1/4	14.6	12.5	30.0	0.8	0.8	X	X	X	X	X
	TORRO 25-40/12	25-40	1-1 5/8	14.6	12.5	30.0	0.8	1.0	X	X	X	X	X
	TORRO 30-45/12	30-45	1 3/16-1 3/4	14.6	12.5	30.0	0.8	1.0	X	X	X	X	X
	TORRO 35-50/12	35-50	1 3/8-2	14.6	12.5	30.0	0.8	1.0	X	X	X	X	X
	TORRO 40-60/12	40-60	1 5/8-2 3/8	14.6	12.5	30.0	0.8	1.0	X	X	X	X	X
	TORRO 50-70/12	50-70	2-2 3/4	14.6	12.5	30.0	0.8	1.0	X	X	X	X	X
	TORRO 60-80/12	60-80	2 3/8-3 1/8	14.6	12.5	30.0	0.8	1.0	X	X	X	X	X
	TORRO 70-90/12	70-90	2 3/4-3 1/2	14.6	12.5	36.0	0.8	1.0	X	X	X	X	X
	TORRO 80-100/12	80-100	3 1/8-4	14.6	12.5	36.0	0.8	1.0	X	X	X	X	X
	TORRO 90-110/12	90-110	3 1/2-4 3/8	14.6	12.5	36.0	0.8	1.0	X	X	X	X	X
	TORRO 100-120/12	100-120	4-4 3/4	14.6	12.5	36.0	0.8	1.0	X	X	X	X	X
	TORRO 110-130/12	110-130	4 3/8-5 1/8	14.6	12.5	36.0	0.8	1.0	X	X	X	X	X
	TORRO 120-140/12	120-140	4 3/4-5 1/2	14.6	12.5	36.0	0.8	1.0	X	X	X	X	X
	TORRO 130-150/12	130-150	5 1/8-5 7/8	14.6	12.5	36.0	0.8	1.0	X	X	X	X	X
TORRO 140-160/12	140-160	5 1/2-6 1/4	14.6	12.5	36.0	0.8	1.0	X	X	X	X	X	

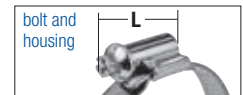
B = overall width



h = overall height



L = overall length



s = band thickness



Name structure

TORRO	16-27	/ 12
Type	Ø	Width

Versions

NORMACLAMP® WF

For this version of the NORMACLAMP® TORRO® the standard hose clamp is equipped with a spring insert on the inside of the clamp band. When tightening the screw the spring is loaded and stores sufficient clamping force to ensure a long-lasting automatic re-tensioning effect. Thus the radial clamping force achieved will be sufficient even under extremely low temperatures. Therefore, the TORRO® is an optimal solution for applications under extreme temperature changes (e. g. charged air) or for the retention of hoses with a tendency of 'creeping' (hose relaxation).



Advantages:

- Automatic re-tensioning effect in the event of hose relaxation
- Increased sealing reliability across a wide temperature range

NORMACLAMP® WF									
Width	Designation	Clamping ranges		B	h	L	s	W3	W4
		in mm	in inches						
9	TORRO 8-16/9 WF	8-16	5/16-5/8	13.0	11.0	21.0	0.7	X	X
	TORRO 12-22/9 WF	12-22	1/2-7/8	13.0	11.0	24.0	0.7	X	X
	TORRO 16-27/9 WF	16-27	5/8-11/16	13.0	11.0	24.0	0.7	X	X
	TORRO 20-32/9 WF	20-32	3/4-11/4	13.0	11.0	24.0	0.7	X	X
	TORRO 25-40/9 WF	25-40	1-15/8	13.0	11.0	26.0	0.7	X	X
	TORRO 30-45/9 WF	30-45	13/16-2	13.0	11.0	26.0	0.7	X	X
	TORRO 35-50/9 WF	35-50	13/8-2	13.0	11.0	26.0	0.7	X	X
	TORRO 40-60/9 WF	40-60	15/8-23/8	13.0	11.0	26.0	0.7	X	X
	TORRO 50-70/9 WF	50-70	2-23/4	13.0	11.0	26.0	0.7	X	X
	TORRO 60-80/9 WF	60-80	23/8-31/8	13.0	11.0	26.0	0.7	X	X
	TORRO 70-90/9 WF	70-90	23/4-31/2	13.0	11.0	26.0	0.7	X	X
	TORRO 80-100/9 WF	80-100	31/8-4	13.0	11.0	26.0	0.7	X	X
	TORRO 90-110/9 WF	90-110	31/2-43/8	13.0	11.0	26.0	0.7	X	X
	TORRO 100-120/9 WF	100-120	4-43/4	13.0	11.0	26.0	0.7	X	X
TORRO 110-130/9 WF	110-130	43/8-51/8	13.0	11.0	26.0	0.7	X	X	
12	TORRO 16-27/12 WF	16-27	5/8-11/16	14.6	12.5	30.0	0.8	X	X
	TORRO 20-32/12 WF	20-32	3/4-11/4	14.6	12.5	30.0	0.8	X	X
	TORRO 25-40/12 WF	25-40	1-15/8	14.6	12.5	30.0	0.8	X	X
	TORRO 30-45/12 WF	30-45	13/16-13/4	14.6	12.5	30.0	0.8	X	X
	TORRO 35-50/12 WF	35-50	13/8-2	14.6	12.5	30.0	0.8	X	X
	TORRO 40-60/12 WF	40-60	15/8-23/8	14.6	12.5	30.0	0.8	X	X
	TORRO 50-70/12 WF	50-70	2-23/4	14.6	12.5	30.0	0.8	X	X
	TORRO 60-80/12 WF	60-80	23/8-31/8	14.6	12.5	30.0	0.8	X	X
TORRO 70-90/12 WF	70-90	23/4-31/2	14.6	12.5	36.0	0.8	X	X	

Table of torques

TORRO 7.5 W2-W3										
Diameter	8-12	10-16	12-18	12-22	16-27	20-32	25-40	30-45	35-50	40-60
AD	max 1.5	max 1.5	max 1.5	max 1.5	max 1.5					
LD max										
PD	2	2	2	2	2					
BD min	2.25	2.25	2.25	2.25	2.25					

TORRO 9 W1										
Diameter	8-12	10-16	12-18	12-22	16-27	20-32	25-40	30-45	35-50	40-60
AD	2.5 +0.5	3 +0.5	3 +0.5	3 +0.5	3 +0.5	3 +0.5	3 +0.5	3 +0.5	3 +0.5	3 +0.5
LD max	1.2	1.2	1.2	1.2	1.2	1.2	1.2	1.2	1.2	1.2
PD	3.3	4	4	4	4	4	4	4	4	4
BD min	4	4.5	4.5	4.5	4.5	4.5	6	6	6	6

TORRO 9 W2										
Diameter	8-12	8-16	12-18	12-22	16-27	20-32	25-40	30-45	35-50	40-60
AD		2 +0.5		3 +0.5	3 +0.5	3 +0.5	3 +0.5	3 +0.5	3 +0.5	3 +0.5
LD max		0.7		0.7	0.7	0.7	0.7	0.7	0.7	0.7
PD		2.6		4	4	4	4	4	4	4
BD min		4		4.5	4.5	4.5	4.5	4.5	4.5	4.5

TORRO 9 W3-W5										
Diameter	8-12	8-16	12-18	12-22	16-27	20-32	25-40	30-45	35-50	40-60
AD		2 +0.5		3 +0.5	3 +0.5	3 +0.5	3 +0.5	3 +0.5	3 +0.5	3 +0.5
LD max		0.7		0.7	0.7	0.7	0.7	0.7	0.7	0.7
PD		2.6		4	4	4	4	4	4	4
BD min		4		4.5	4.5	4.5	4.5	4.5	4.5	4.5

TORRO 9 W3-W5										
Diameter	50-70	60-80	70-90	80-100	90-110	100-120	110-130	120-140	130-150	140-160
AD	3 +0.5	3 +0.5	3 +0.5	3 +0.5	3 +0.5	3 +0.5	3 +0.5	3 +0.5	3 +0.5	3 +0.5
LD max	0.7	0.7	0.7	0.7	0.7	0.7	0.7	0.7	0.7	0.7
PD	4	4	4	4	4	4	4	4	4	4
BD min	4.5	4.5	4.5	4.5	4.5	4.5	4.5	4.5	4.5	4.5

Key:

AD = recommended tightening torque in Nm; LD = idling torque in Nm; PD = test torque in Nm;

BD = failure torque in Nm

Table of torques

TORRO 12 W1										
Diameter	8-12	10-16	12-18	12-22	16-27	20-32	25-40	30-45	35-50	40-60
AD					5 +0.5	5 +0.5	5 +0.5	5 +0.5	5 +0.5	5 +0.5
LD max					1.2	1.2	1.2	1.2	1.2	1.2
PD					6.5	6.5	6.5	6.5	6.5	6.5
BD min					10	10	10	10	10	10
Diameter	50-70	60-80	70-90	80-100	90-110	100-120	110-130	120-140	130-150	140-160
AD	5 +0.5	5 +0.5	5 +0.5	5 +0.5	5 +0.5	5 +0.5	5 +0.5	5 +0.5	5 +0.5	5 +0.5
LD max	1.2	1.2	1.2	1.2	1.2	1.2	1.2	1.2	1.2	1.2
PD	6.5	6.5	6.5	6.5	6.5	6.5	6.5	6.5	6.5	6.5
BD min	10	10	10	10	10	10	10	10	10	10

TORRO 12 W2/W3										
Diameter	8-12	10-16	12-18	12-22	16-27	20-32	25-40	30-45	35-50	40-60
AD					5 +0.5	5 +0.5	5 +0.5	5 +0.5	5 +0.5	5 +0.5
LD max					1	1	1	1	1	1
PD					6.5	6.5	6.5	6.5	6.5	6.5
BD min					8.0	8.0	8.5	8.5	8.5	8.5
Diameter	50-70	60-80	70-90	80-100	90-110	100-120	110-130	120-140	130-150	140-160
AD	5 +0.5	5 +0.5	5 +0.5	5 +0.5	5 +0.5	5 +0.5	5 +0.5	5 +0.5	5 +0.5	5 +0.5
LD max	1	1	1	1	1	1	1	1	1	1
PD	6.5	6.5	6.5	6.5	6.5	6.5	6.5	6.5	6.5	6.5
BD min	8.5	8.5	8.5	8.5	8.5	8.5	8.5	8.5	8.5	8.5

TORRO 12 W4/W5										
Diameter	8-12	10-16	12-18	12-22	16-27	20-32	25-40	30-45	35-50	40-60
AD					5 +0.5	5 +0.5	5 +0.5	5 +0.5	5 +0.5	5 +0.5
LD max					1	1	1	1	1	1
PD					6.5	6.5	6.5	6.5	6.5	6.5
BD min					8	8	8.5	8.5	8.5	8.5
Diameter	50-70	60-80	70-90	80-100	90-110	100-120	110-130	120-140	130-150	140-160
AD	5 +0.5	5 +0.5	5 +0.5	5 +0.5	5 +0.5	5 +0.5	5 +0.5	5 +0.5	5 +0.5	5 +0.5
LD max	1	1	1	1	1	1	1	1	1	1
PD	6.5	6.5	6.5	6.5	6.5	6.5	6.5	6.5	6.5	6.5
BD min	8.5	8.5	8.5	8.5	8.5	8.5	8.5	8.5	8.5	8.5

Key:

AD = recommended tightening torque in Nm; LD = idling torque in Nm; PD = test torque in Nm;

BD = failure torque in Nm

Ordering information






When submitting requests and orders, please specify the data in the following way

	1. Type	2. Clamping range	3. Band width	4. Bolt	5. Material
Example	TORRO	35-50	9	C7	W4

NORMACLAMP® TORRO® – Modular Accessory System

The TORRO® product range is based on a modular system concept – so by adding just a few components in the right places, you can furnish your TORRO® clamp with additional specific features.

The individual modules in the system can also be combined with one another if required.

The Torque Cap	STANDARD RANGE
 The image shows a torque cap, which is a small metal component with a hexagonal base and a cylindrical top. It is shown next to a larger metal component, likely a hose clamp, which has a curved band and a central bolt.	<p>The torque cap shares off when the permissible tightening torque is reached, thus saving the need to use a torque spanner. The bolt slot can still be accessed even after the break-off point, meaning that the clamp can be removed and/or re-tensioned if necessary.</p> <p>Advantage:</p> <ul style="list-style-type: none">• Defined tightening torque without the need for special tools• Installation can be checked visually
The Notch	STANDARD RANGE
 The image shows a hose clamp with a notch cut into the band. The notch is a semi-circular indentation that fits over a corresponding feature on the hose.	<p>The notch is a clever means for pre-positioning the TORRO® hose clip on the hose. In this case the oval hole in the clamp band finds its exact counter part on the hose surface. Thus the TORRO® is safely and accurately kept in place prior to the final assembly.</p> <p>Advantage:</p> <ul style="list-style-type: none">• Safe pre-assembly on on rubber sleeves and molded pipes
The Thumbscrew	STANDARD RANGE
 The image shows a hose clamp with a thumbscrew. The thumbscrew is a black, T-shaped handle that is attached to the end of the clamp band, allowing for manual adjustment of the clamp's tension.	<p>The NORMACLAMP® TORRO® thumbscrew. You can twist this product to tighten bolts.</p> <p>Advantage:</p> <ul style="list-style-type: none">• The clamp can be tightened or opened manually
The Spring insert	STANDARD RANGE
 The image shows a hose clamp with a spring insert. The spring insert is a small metal component that is attached to the inside of the clamp band. It is designed to provide a constant tension to the clamp.	<p>In this NORMACLAMP® TORRO® version, a spring insert is attached to the inside of the band. The spring insert is pretensioned during tightening, and the spring energy stored as a result of this ensures an automatic re-tensioning effect for an extended period. Even at extreme temperatures, this mechanism still enables a sufficient level of radial clamping force to be achieved.</p> <p>Advantage:</p> <ul style="list-style-type: none">• Automatic re-tensioning effect with hose relaxation• Improved sealing reliability over a wide range of temperatures
The PreFix System	STANDARD RANGE
 The image shows a hose clamp with the PreFix System. The PreFix System is a white plastic component that is attached to the end of the clamp band. It is designed to provide a secure and reliable connection to the hose.	<p>The NORMACLAMP® PreFix System is a concept for integrated clamps and clips on hoses and pipes. The demand for complete systems that include the appropriate sealing function is increasing.</p> <p>Advantage:</p> <ul style="list-style-type: none">• Safe pre-assembly on on hoses and molded pipes

NORMACLAMP® TORRO® – Modular Accessory System

The Prefix Clip

STANDARD RANGE



With this accessory the TORRO® can also be pre-positioned on the hose. The two 'teeth' of this device keep the TORRO® hose clip safely in place if it needs to be stocked or transported prior to its final assembly.

Advantage:

- Safe pre-assembly on the hose

The Tamper-proof

STANDARD RANGE



The NORMACLAMP® TORRO® Tamper-proof can only be mounted and dismantled by using a special tool. The specially designed screw head has three radial grooves, which means it cannot be adjusted with any commercially available tools. Automated assembly using a torque gun is particularly effective, as the special shape of the screw head allows for minimal misalignment or offset.

Advantage:

- Non-dismountable clamps protects against manipulation

The Safety-Cap

STANDARD RANGE



The NORMACLAMP® TORRO® safety cap is a small plastic cap which covers the end of the clamp band, thus stopping injuries from occurring and making a significant contribution to accident prevention measures.

Advantage:

- Available for band widths 7.5 mm, 9 mm and 12 mm

The Radial Insert

ON ORDER



The Radial® Spring Clamp consists of a Standard riveted clamp with a stainless steel liner. This insert in the Radial acts as a spring. Inward radial pressure on the hose is made possible as the material between the cut-outs and the longitudinal beads acts as leaf springs.

Advantage:

- Radial integrated element located on the inside of the clamp band
- High contact pressure due to the radially corrugated design
- There are also dynamic properties
- Only available in 9 mm band width



TORRO® with clip installed

NORMACLAMP® TORRO® – Assortments

Find our complete range of Assortment's

NORMACLAMP® TORRO® Dispenser

Dispenser - 100

contains 100 pcs.
from TORRO 8-12 thru TORRO 60-80
bandwidth 7.5 / 9 mm
quality W2



NORMACLAMP® TORRO® Assortment Type 50 pcs

Type 50K

contains 50 pcs.
from TORRO 8-16 thru TORRO 40-60
bandwidth 9 mm
quality W2



Type 100K

contains 100 pcs.
from TORRO 8-16 thru TORRO 50-70
bandwidth 9 mm
quality W2

NORMACLAMP® TORRO® Drawer Box Type 200 pcs / 450 pcs

Type 200K

contains 200 pcs.
from TORRO S 16-27 thru TORRO 50-70
bandwidth 12 mm
quality W1 & W2



Type 450K

contains 450 pcs.
from TORRO 8-12 thru TORRO 60-80
bandwidth 9 mm
quality W1 & W2

Material: W1 and W2		
Width	Type designation/ Content (pcs)	Product Number
7,5 9	Assortment / Dispenser – 100	0126 9702 010
	TORRO 8 - 12/7,5 C6 W2/10	
	TORRO 8 - 16/9 C7 W2/10	
	TORRO 12 - 22/9 C7 W2/10	
	TORRO 16 - 27/9 C7 W2/10	
	TORRO 20 - 32/9 C7 W2/10	
	TORRO 25 - 40/9 C7 W2/10	
	TORRO 32 - 50/9 C7 W2/10	
	TORRO 40 - 60/9 C7 W2/10	
	TORRO 60 - 80/9 C7 W2/10	
9	Assortment Type 50 K / 50	0126 9702 050
	TORRO 8 - 16/9 C7 W2/5	
	TORRO 12 - 22/9 C7 W2/8	
	TORRO 16 - 27/9 C7 W2/10	
	TORRO 20 - 32/9 C7 W2/5	
	TORRO 25 - 40/9 C7 W2/12	
9	Assortment Type 100K/ 100	0126 9702 100
	TORRO 8 - 16/9 C7 W2/10	
	TORRO 12 - 22/9 C7 W2/15	
	TORRO 16 - 27/9 C7 W2/20	
	TORRO 20 - 32/9 C7 W2/10	
	TORRO 25 - 40/9 C7 W2/25	
9	Assortment Type 200 K/ 200	0136 9712 200
	TORRO S 16 - 27/12 C7 W1/60	
	TORRO S 20 - 32/12 C7 W1/48	
	TORRO S 25 - 40/12 C7 W1/32	
	TORRO S 35 - 50/12 C7 W1/24	
	TORRO S 40 - 60/12 C7 W1/20	
9	Assortment Type 450 k/ 450	0126 9702 450
	TORRO 8 - 16/9 C7 W2/155	
	TORRO 12 - 22/9 C7 W2/60	
	TORRO 16 - 27/9 C7 W2/100	
	TORRO 20 - 32/9 C7 W2/50	
	TORRO 25 - 40/9 C7 W2/50	
9	TORRO 35 - 50/9 C7 W2/15	
	TORRO 50 - 70/9 C7 W2/20	



NORMA Group

Postfach 11 49 · D-63461 Maintal
Edisonstraße 4 · D-63477 Maintal

Tel: +49 (61 81) 4 03-0
Fax: +49 (61 81) 4 03-210

www.normagroup.com
info@normagroup.com

This datasheet supersedes all previous issues. No part of this publication may be reproduced without our prior written consent. In NORMA Group's policy of continual product improvements to meet user needs and technological developments, all models and sets listed in this folder (photographs, specifications, sizes and weights) may be upgraded or discontinued without notice and without any obligation on our part to modify tools or equipment sold previously. The recommendations for use and safety given in this folder do not replace accepted good practice or the safety related legal and regulatory provisions. References to standards implemented at 01/02/2012 are not contractually binding.