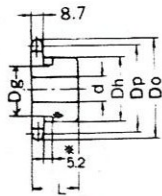


# ANSI 50 Standard Sprocket

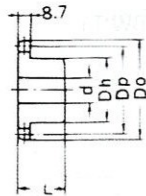
A TYPE



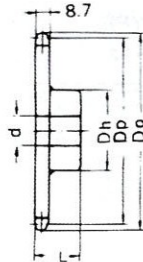
B TYPE



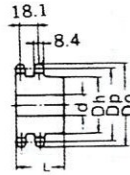
B TYPE



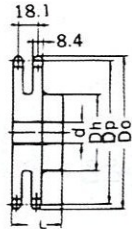
BW TYPE



DUPLEX B TYPE



DUPLEX BW TYPE



Dimension:mm

No. of Teeth	Pitch Dia Dp	Outside Dia Do	A Type			B Type / BW Type						Duplex B Type / Duplex BW Type							
			Bore : d	Approx. WT. (kg)	Material	Bore : d		Hub		Approx. WT (kg)	Material	Bore : d		Hub		Approx. WT (kg)	Material		
						Min.	Max.	Dh	L			Min.	Max.	Dh	L				
8	41.48	47	9	0.09		9	15.9	28.6	25.4	0.19	*								
9	46.41	53	10	0.10		10	19	34	25	0.20	*								
10	51.38	58	10	0.11		10	22	40	25	0.27	*	14	22	35	40	0.38			
11	56.35	64	10	0.15		13	24	46	25	0.33	*	14	24	40	40	0.50			
12	61.34	69	12	0.18		13	30	51	25	0.41	*	14	26	42	40	0.60			
13	66.34	74	13	0.18		13	30	51	25	0.46	*	14	30	49	40	0.73			
14	71.34	79	13	0.20		13	32	52	25	0.52		14	32	54	40	0.87			
15	76.35	84	13	0.26		13	36	57	25	0.62		14	35	59	40	1.00			
16	81.37	89	13	0.30		13	40	62	25	0.72		14	38	64	45	1.30			
17	86.39	94	13	0.35		13	42	67	25	0.83		14	40	68	45	1.50			
18	91.42	100	13	0.40		13	48	72	28	1.00		14	45	74	45	1.70			
19	96.45	105	13	0.44		13	48	73	28	1.10		14	48	79	45	2.00			
20	101.48	110	14	0.50		14	48	73	28	1.20		18	50	84	45	2.20			
21	106.51	115	14	0.54		14	48	73	28	1.20		18	54	89	45	2.50			
22	111.55	120	16	0.59		16	48	73	28	1.30		18	65	94	50	2.90			
23	116.58	125	16	0.65		16	48	73	28	1.30		18	65	99	50	3.30			
24	121.62	130	16	0.70		16	48	73	28	1.45		18	65	105	50	3.60			
25	126.66	135	16	0.80		16	48	73	28	1.50		18	65	105	50	4.00			
26	131.70	140	16	0.85		16	48	73	28	1.50	S35C	18	65	105	50	4.40			
27	136.74	145	16	0.90		16	48	73	28	1.50	(B TYPE)	18	65	105	50	4.80			
28	141.79	150	16	1.00		16	48	73	28	1.60		18	70	110	50	4.90			
29	146.83	155	16	1.10		16	48	73	28	1.70		18	70	110	50	4.95			
30	151.87	161	16	1.15		16	48	73	28	1.80		18	80	120	50	5.00			
31	156.92	166	16	1.20		16	48	73	28	1.80		23	80	120	50	5.20			
32	161.96	171	16	1.26	SS41	16	48	73	28	1.90		23	80	120	50	5.30			
33	167.01	176	16	1.35		16	48	73	28	2.00		23	80	120	50	5.40			
34	172.05	181	16	1.45		16	48	73	28	2.10		23	80	120	50	5.60			
35	177.10	186	16	1.55		16	48	73	28	2.20		23	80	117	50	5.80			
36	182.14	191	19	1.67		19	52	83	35	2.70		23	80	117	50	5.90			
37	187.19	196	19	1.80		19	52	83	35	2.80									
38	192.24	201	19	1.85		19	52	83	35	2.90		23	80	117	50	5.90			
39	197.29	206	19	2.00		19	52	83	35	3.00									
40	202.33	211	19	2.05		19	52	83	35	3.10		23	80	117	56	6.20			
41	207.38	216	19	2.12		19	52	83	35	3.20									
42	212.43	221	19	2.30		19	52	83	35	3.30		23	65	98	56	7.10			
43	217.48	226	19	2.43		19	52	83	35	3.40									
44	222.53	231	19	2.60		19	52	83	35	3.50									
45	227.58	237	19	2.60		19	52	83	35	3.60		23	65	98	56	7.30			
46	232.63	242	19	2.70		19	52	83	35	4.00									
48	242.73	252	19	3.00		19	52	83	35	4.00		23	65	98	56	8.20			
50	252.83	262	19	3.30		19	52	83	35	4.20		23	65	98	56	9.00			
54	273.02	282	19	3.90		19	52	83	35	4.80	SS41	23	65	98	63	9.90			
60	303.33	312	19	4.80		19	52	83	35	5.60	(BW TYPE)	23	65	98	63	11.70			
65	328.58	338	19	5.80		19	60	93	40	6.90		23	65	98	63	13.80			
70	353.84	363	20	6.35		20	60	93	40	7.70		23	65	98	63	14.60			
75	379.10	388	20	7.00		20	60	93	40	8.60		23	65	108	63	20.30			
80	404.36	414	20	8.46		20	60	93	40	10.10		23	65	108	63	22.22			
85	429.62	439	20	9.00		20	63	93	40	11.60									
90	454.80	461	20	9.50		20	63	93	40	13.10									

NOTE: 1. Sprocket marked with an asterisk (\*) has a groove at the external circumference of hub. Groove diameters (Dg) are : 8T=23.00mm, 9T=28.96mm, 10T=34.04mm, 11T=39.12mm, 12T=49.02mm.  
 2. B-type solid sprockets over 35 teeth made by S35C are available.