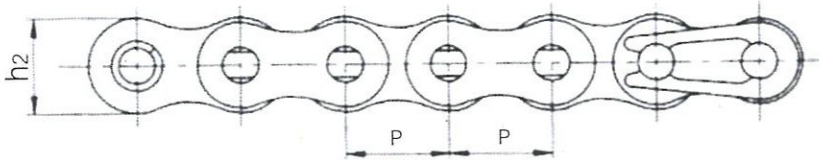
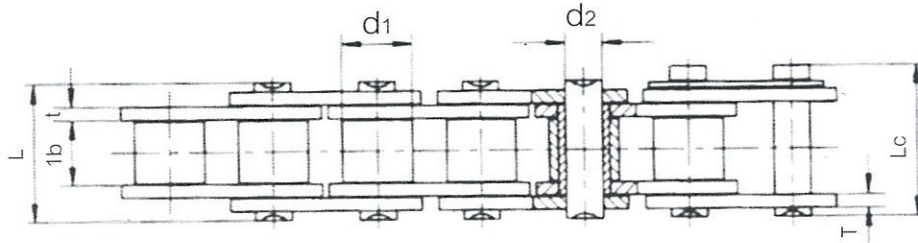



Stainless steel chains

Stainless steel chains are suitable for corrosive conditions involving food, chemicals pharmaceuticals, etc. also suitable for high and low temperature conditions.



Chain No.	Pitch	Roller diameter	Width between inner plates	Pin diameter	Pin length		Inner plate depth	Plate thickness	Ultimate tensile strength	Average tensile strength	Weight per meter
	P	d1 max	b1 min	d2 max	L max	Lc max	h2 max	t/T max	Q min	Q0	q
	mm	mm	mm	mm	mm	mm	mm	mm	kN	kN	kg/m
*35SS	9.525	5.08	4.77	3.58	12.4	13.17	9.00	1.30	5.5	6.6	0.33
40SS	12.700	7.95	7.85	3.96	16.6	17.8	12.00	1.50	9.6	10.8	0.63
50SS	15.875	10.16	9.40	5.08	20.7	22.2	15.09	2.03	15.2	17.2	1.03
60SS	19.050	11.91	12.57	5.94	25.9	27.7	18.00	2.42	21.7	26.4	1.51
80SS	25.400	15.88	15.75	7.92	32.7	35.0	24.00	3.25	38.9	46.6	2.62
100SS	31.750	19.05	18.90	9.53	40.4	44.7	30.00	4.00	60.0	70.2	3.94
04BSS	6.000	4.00	2.80	1.85	6.80	7.8	5.00	0.60	2.0	2.4	0.11
05BSS	8.000	5.00	3.00	2.31	8.20	8.9	7.10	0.80	3.5	4.1	0.20
#06BSS	9.525	6.35	5.72	3.28	13.15	14.1	8.20	1.30	6.2	6.8	0.41
08BSS	12.700	8.51	7.75	4.45	16.7	18.2	11.80	1.60	12.0	14.3	0.70
10BSS	15.845	10.16	9.65	5.08	19.5	20.9	14.70	1.70	14.5	17.2	0.94
12BSS	19.050	12.07	11.68	5.72	22.5	24.2	16.00	1.85	18.5	20.9	1.16
16BSS	25.400	15.88	17.02	8.28	36.1	37.4	21.00	4.15/3.1	40.0	47.6	2.73
20BSS	31.750	19.05	19.56	10.19	41.3	45.0	26.40	4.5/3.5	59.0	69.6	3.73

*Bushing chain : d1 in the table indicate the external diameter of the bushing.

Straight side plates